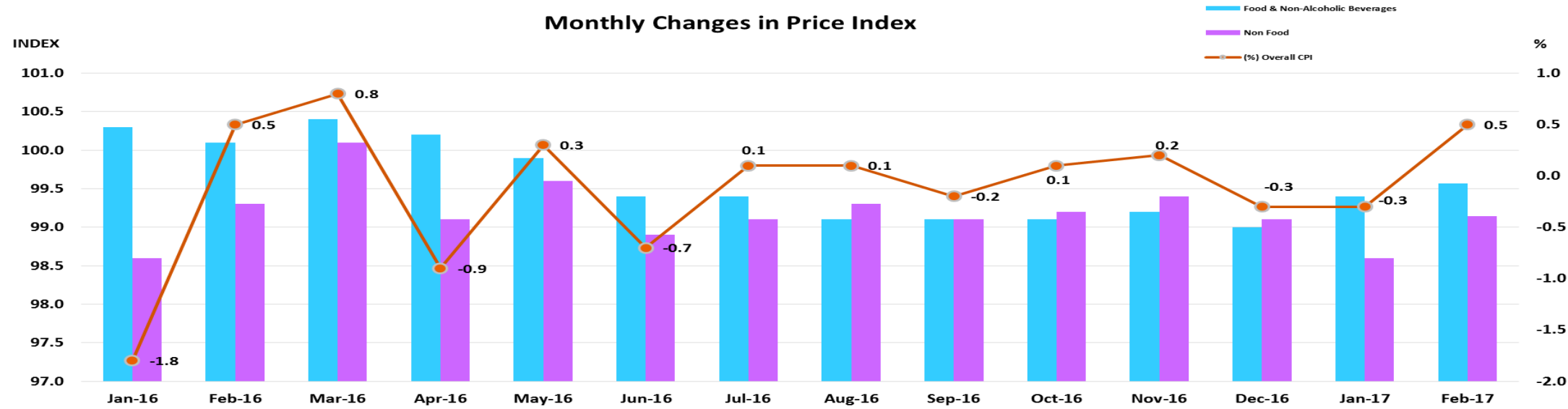













CONSUMER PRICE INDEX (CPI) BASE YEAR (JAN 2010 = 100), FEBRUARY 2017



(%) Changes Month-on-Month, Year-on-Year and Period-on-Period For February 2017

Divisions	Weights	Month-on-Month	Year-on-Year	Period-on-Period
Overall CPI	10,000	↑ 0.5	↓ -0.2	↓ -0.2
 Food & Non-Alcoholic Beverages	1,911	↑ 0.1	↓ -0.6	↓ -0.7
 Clothing & Footwear	424	↑ 13.2	↑ 2.6	↑ 0.0
 Housing, Water, Electricity, Gas & Other Fuels	1,114	↓ -0.0	↓ -0.3	↓ -0.3
 Furnishings, Household Equipment & Routine Household Maintenance	1,101	↑ 1.8	↑ 0.2	↓ -0.1
 Health	132	↓ -1.7	↓ -1.7	↑ 0.5
 Transport	1,883	↓ -1.0	↑ 0.1	↑ 0.8
 Communication	601	-	↓ -1.3	↓ -1.3
 Recreation & Culture	913	↑ 0.1	↓ -0.4	↓ -0.1
 Education	390	↑ 0.3	↑ 0.3	↑ 0.2
 Restaurants & Hotels	885	↓ -0.1	↓ -1.2	↓ -1.2
 Miscellaneous Goods & Services	646	↑ 0.2	↑ 0.6	↑ 0.8

