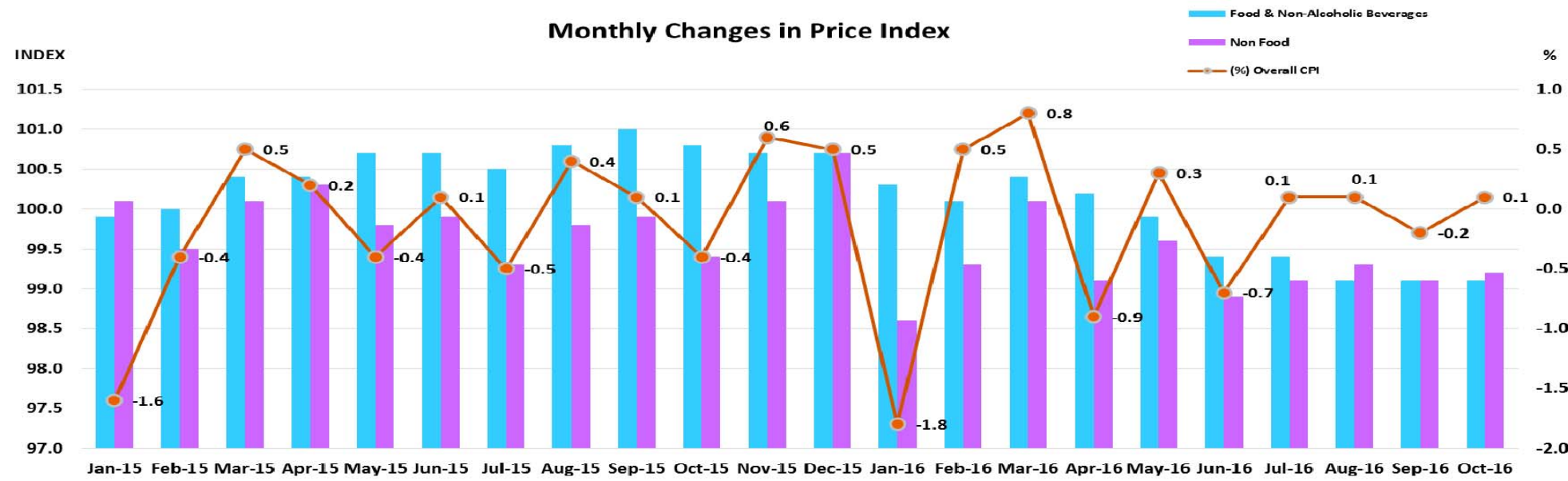













CONSUMER PRICE INDEXES (CPI) BASE YEAR (JAN 2010 = 100), OCTOBER 2016



(%) Changes Month-on-Month, Year-on-Year and Period-on-Period For October 2016

Divisions	Weights	month-on-month	year-on-year	Period-on-Period
Overall CPI	10,000	↑ 0.1	↓ -0.5	↓ -0.6
 Food & Non-Alcoholic Beverages	1,911	↑ 0.1	↓ -1.7	↓ -0.8
 Clothing & Footwear	424	↑ 3.5	↑ 1.1	↓ -1.4
 Housing, Water, Electricity, Gas & Other Fuels	1,114	-	↓ -4.0	↓ -4.2
 Furnishings, Household Equipment & Routine Household Maintenance	1,101	↓ -0.9	↑ 1.5	↑ 0.7
 Health	132	↑ 0.3	↑ 0.8	↓ -2.0
 Transport	1,883	↓ -0.3	↓ -0.1	↓ -1.4
 Communication	601	↓ -0.2	↓ -1.1	↓ -0.8
 Recreation & Culture	913	↑ 0.1	↓ -0.3	↑ 2.0
 Education	390	-	↑ 6.0	↑ 5.8
 Restaurants & Hotels	885	-	↓ -1.2	↓ -0.9
 Miscellaneous Goods & Services	646	↑ 0.7	↑ 0.9	↓ -0.2

